




SOUTHERN RAILWAY
TIRUCHCHIRAPPALLI DIVISION

JURISDICTION MAP (ENGINEERING)

REFERENCE

- Jurisdiction of
- DEN/CENTRAL – shown in **RED**
 - Sr.DEN/NORTH – shown in **GREEN**
 - DEN/EAST – shown in **MAGENTA**
 - Other Division – shown in **DOTTED**

- Head Quarters of
- SE/P.Way – shown thus ■
 - SE/Works – shown thus ●
 - SE/Bridges – shown thus ▲
 - ADEN – shown thus *
- Electrified section – shown thus 
- Stretches under GC – shown thus 
- Doubling sanctioned – shown thus 
- New line under construction – shown thus 